

Compliance Summary

Date Range: 7/19/2011 to 8/23/2011 (36 total days)
27 of 36 days had at least 4 hours of therapy. (75%)
10 of 36 days had between 4 and 6 hours. (27.78%)
16 of 36 days had between 6 and 8 hours. (44.44%)
1 of 36 days had 8 or more hours. (2.78%)

Patient Therapy Information

Therapy Pressure 11 cmH2O
Ramp Starting Pressure: 4 cmH2O
Ramp Duration: 20 min

AHI - Events Per Hour

AHI Index: 3.37

Leak Summary

Average Leak: 11.39 (L/Min)

Compliance Summary A11A10275_TI

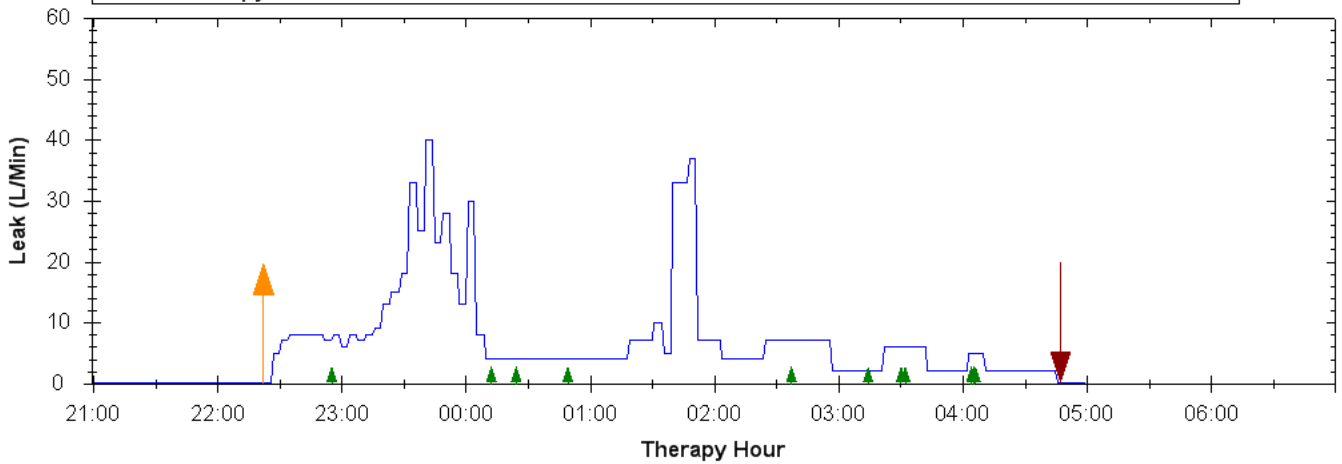
Note: All times reported in Central Daylight Time (UTC: -05:00)

-Therapy- -Ramp- -AHI Event-

Night of	13	14	15	16	17	18	19	20	21	22	23	00	01	02	03	04	05	06	07	08	09	10	11	12	Hr:Min	AHI	
2011-08-23																									06:23	1.88	
2011-08-22																										06:03	2.98
2011-08-21																										03:16	3.06
2011-08-20																										00:00	0.00
2011-08-19																										06:23	2.82
2011-08-18																										06:10	3.41
2011-08-17																										06:17	6.84
2011-08-16																										05:40	3.18
2011-08-15																										06:26	2.18
2011-08-14																										05:38	3.20
2011-08-13																										00:00	0.00
2011-08-12																										00:00	0.00
2011-08-11																										06:10	3.89
2011-08-10																										05:38	3.55
2011-08-09																										05:49	4.13
2011-08-08																										05:16	3.04
2011-08-07																										06:14	3.21
2011-08-06																										00:00	0.00
2011-08-05																										00:00	0.00
2011-08-04																										07:43	3.89
2011-08-03																										09:10	2.62
2011-08-02																										05:37	2.31
2011-08-01																										06:25	0.78
2011-07-31																										00:00	0.00
2011-07-30																										05:41	3.17
2011-07-29																										06:13	1.61
2011-07-28																										04:16	8.91
2011-07-27																										00:00	0.00
2011-07-26																										06:00	2.00
2011-07-25																										06:19	4.59
2011-07-24																										06:36	5.00
2011-07-23																										06:41	3.59
2011-07-22																										04:09	1.20
2011-07-21																										06:03	2.98
2011-07-20																										03:53	3.35
2011-07-19																										06:15	5.28

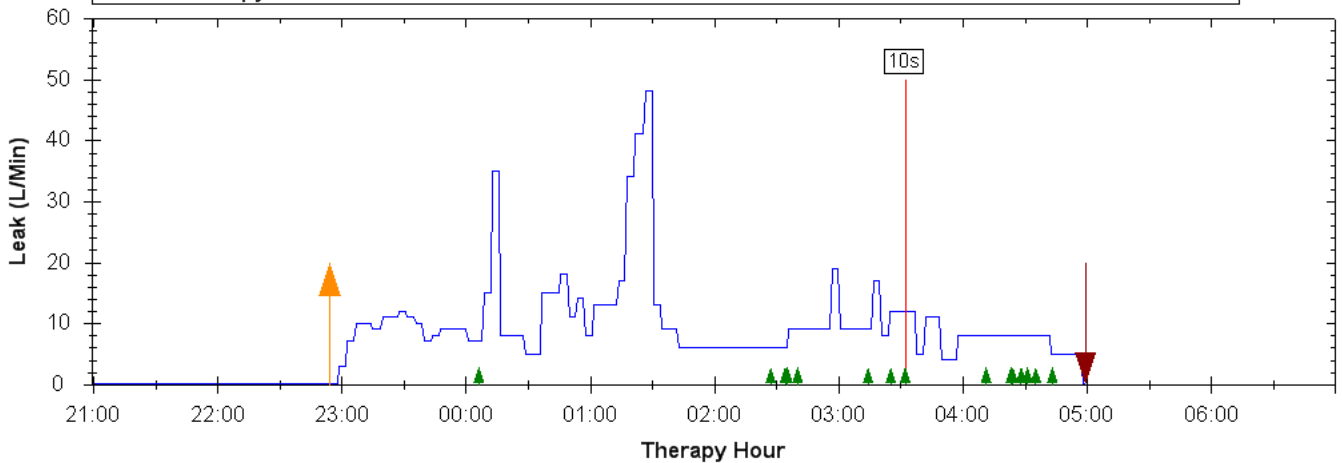
2011-08-23

Apnea (Time in Seconds). Total Apneas: 0 Leak (L/Min). Average Leak: 7.23
Hyponea Event. Total Hypopneas: 12 Therapy Start: 8/23/2011 22:23
Therapy End: 8/24/2011 04:46



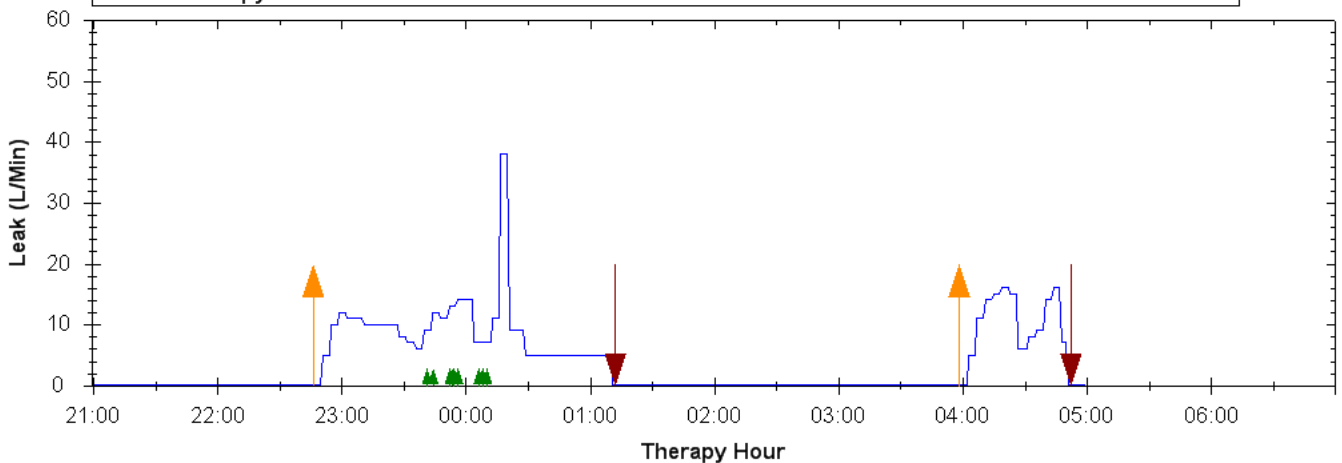
2011-08-22

Apnea (Time in Seconds). Total Apneas: 1 Leak (L/Min). Average Leak: 8.89
Hyponea Event. Total Hypopneas: 17 Therapy Start: 8/22/2011 22:55
Therapy End: 8/23/2011 04:58



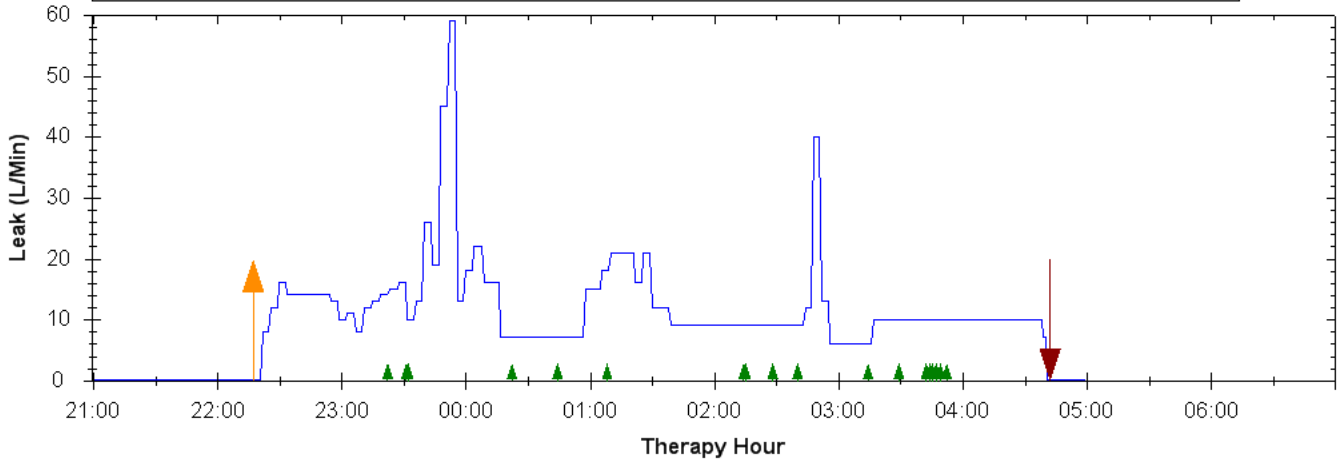
2011-08-21

Apnea (Time in Seconds). Total Apneas: 0 Leak (L/Min). Average Leak: 4.35
Hyponea Event. Total Hypopneas: 10 Therapy Start: 8/21/2011 22:47
Therapy End: 8/22/2011 04:51



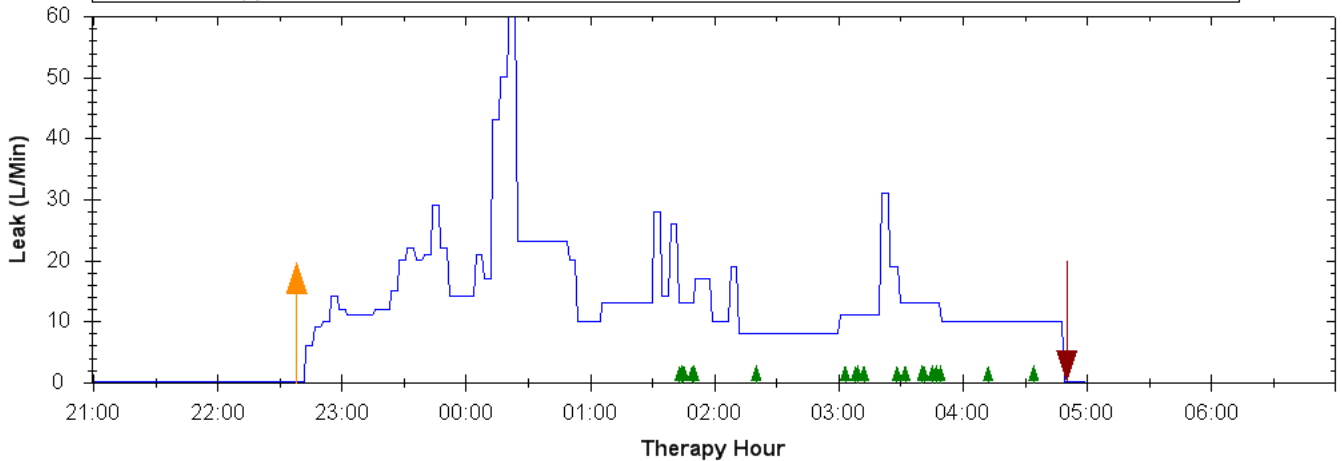
2011-08-19

Apnea (Time in Seconds). Total Apneas: 0 Leak (L/Min). Average Leak: 11.29
Hyponea Event. Total Hypopneas: 18 Therapy Start: 8/19/2011 22:18
Therapy End: 8/20/2011 04:41



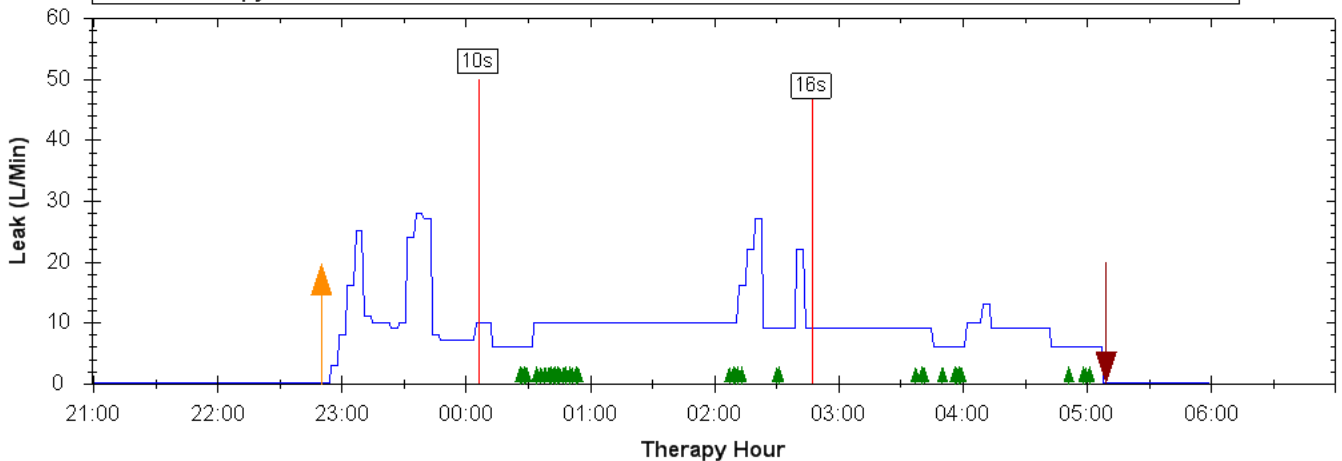
2011-08-18

Apnea (Time in Seconds). Total Apneas: 0 Leak (L/Min). Average Leak: 12.99
Hyponea Event. Total Hypopneas: 21 Therapy Start: 8/18/2011 22:39
Therapy End: 8/19/2011 04:49



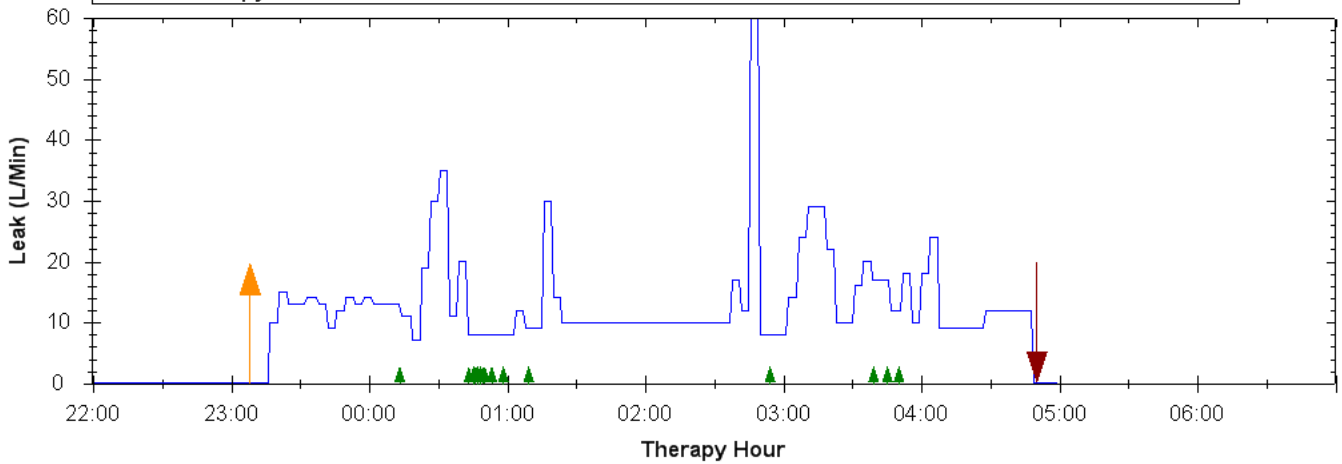
2011-08-17

Apnea (Time in Seconds). Total Apneas: 2 Leak (L/Min). Average Leak: 7.84
Hyponea Event. Total Hypopneas: 41 Therapy Start: 8/17/2011 22:51
Therapy End: 8/18/2011 05:08



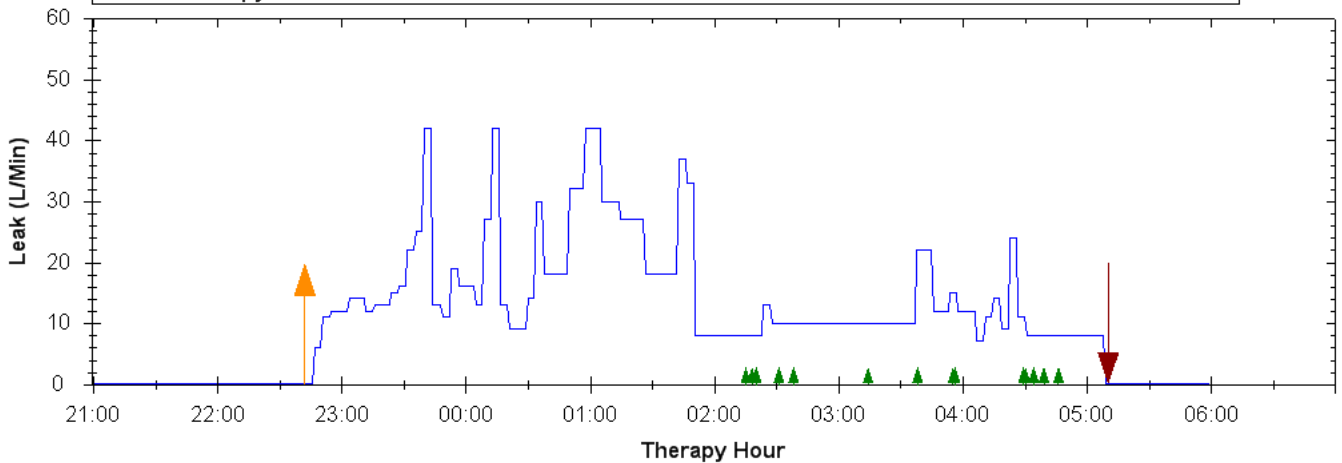
2011-08-16

Apnea (Time in Seconds). Total Apneas: 0 Leak (L/Min). Average Leak: 12.71
Hyponea Event. Total Hypopneas: 18 Therapy Start: 8/16/2011 23:09
Therapy End: 8/17/2011 04:49



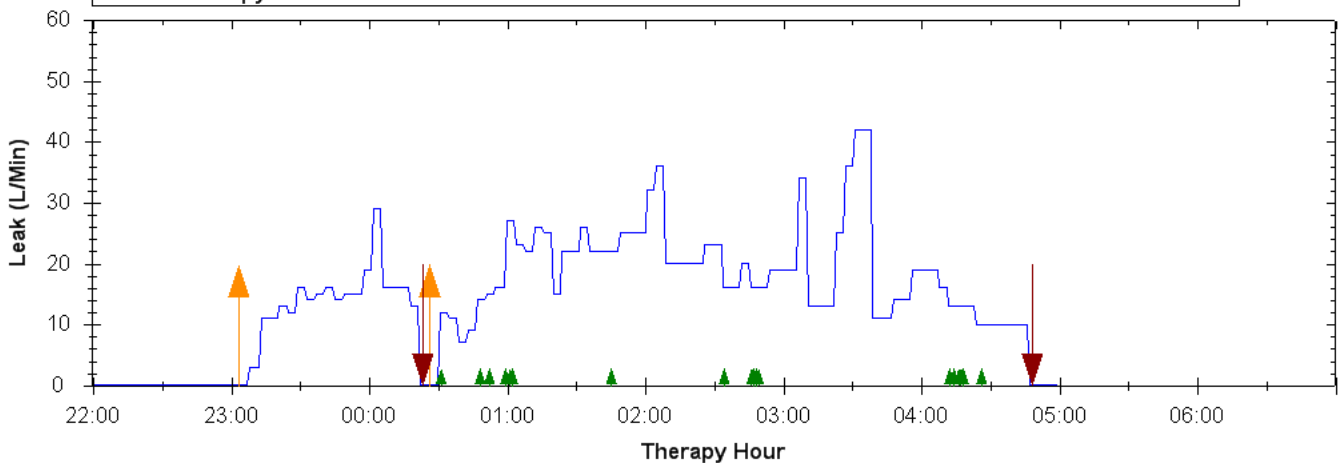
2011-08-15

Apnea (Time in Seconds). Total Apneas: 0 Leak (L/Min). Average Leak: 12.30
Hyponea Event. Total Hypopneas: 14 Therapy Start: 8/15/2011 22:43
Therapy End: 8/16/2011 05:09



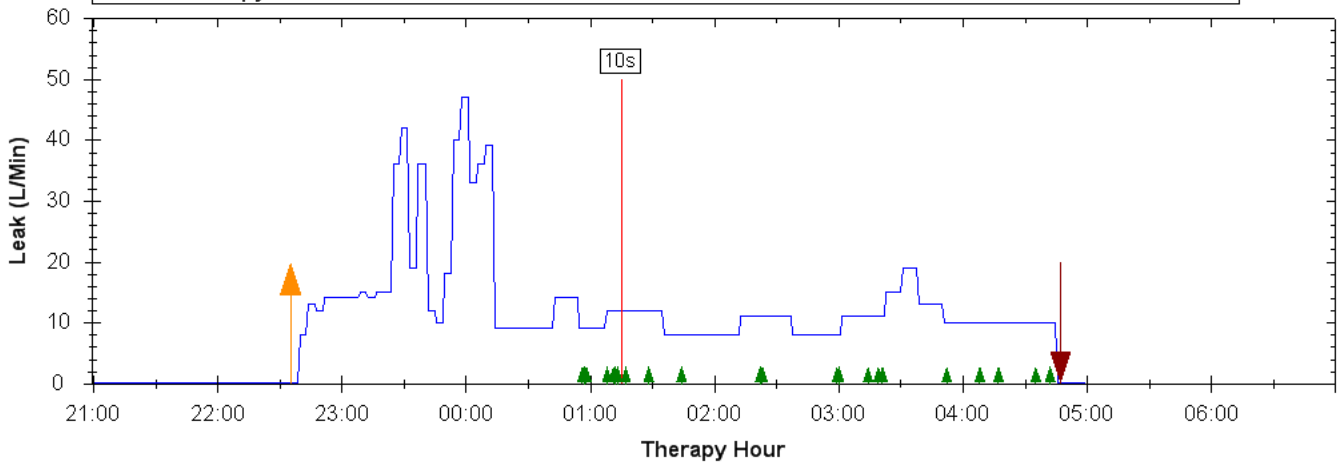
2011-08-14

Apnea (Time in Seconds). Total Apneas: 0 Leak (L/Min). Average Leak: 16.62
Hyponea Event. Total Hypopneas: 18 Therapy Start: 8/14/2011 23:04
Therapy End: 8/15/2011 04:47



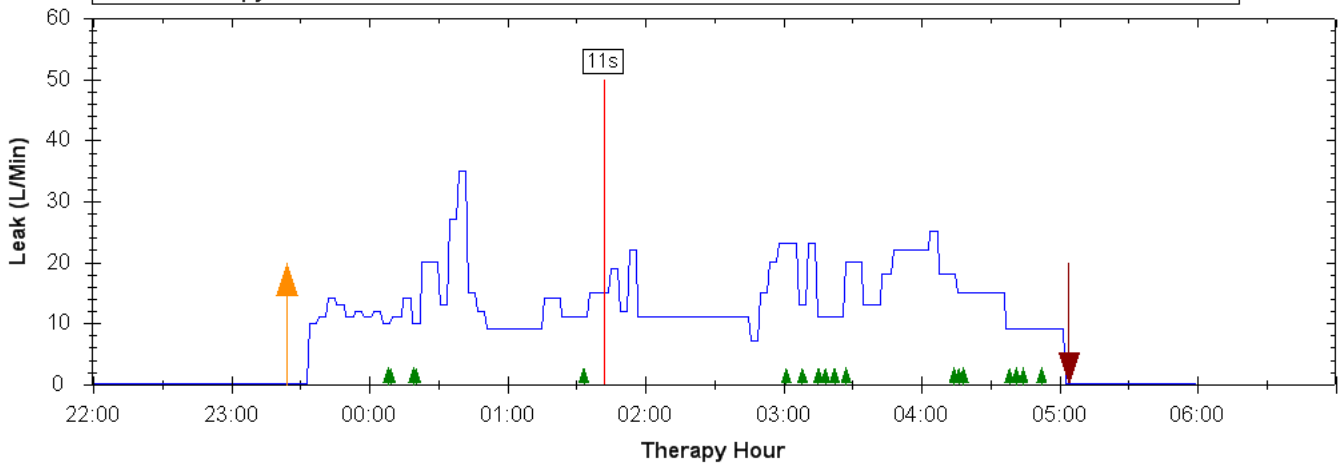
2011-08-11

Apnea (Time in Seconds). Total Apneas: 1 Leak (L/Min). Average Leak: 11.83
Hyponea Event. Total Hypopneas: 23 Therapy Start: 8/11/2011 22:36
Therapy End: 8/12/2011 04:46



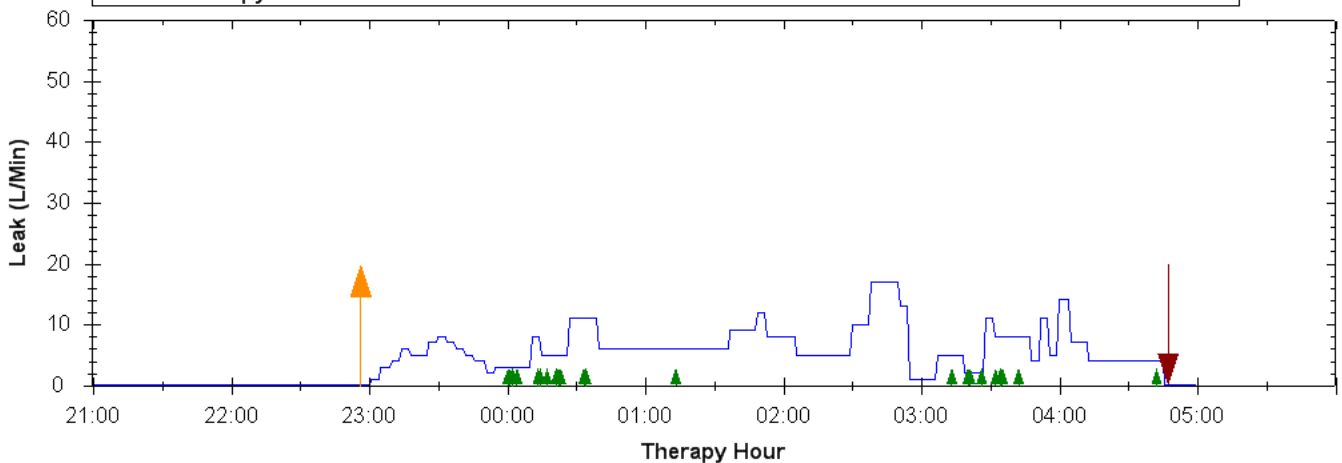
2011-08-10

Apnea (Time in Seconds). Total Apneas: 1 Leak (L/Min). Average Leak: 11.05
Hyponea Event. Total Hypopneas: 19 Therapy Start: 8/10/2011 23:25
Therapy End: 8/11/2011 05:03



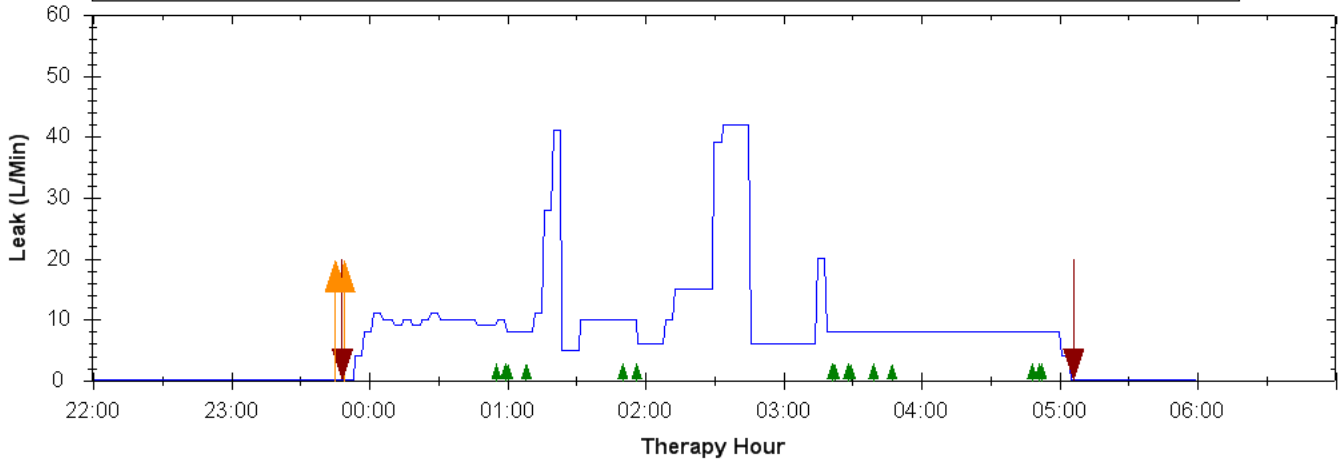
2011-08-09

Apnea (Time in Seconds). Total Apneas: 0 Leak (L/Min). Average Leak: 5.28
Hyponea Event. Total Hypopneas: 24 Therapy Start: 8/9/2011 22:57
Therapy End: 8/10/2011 04:46



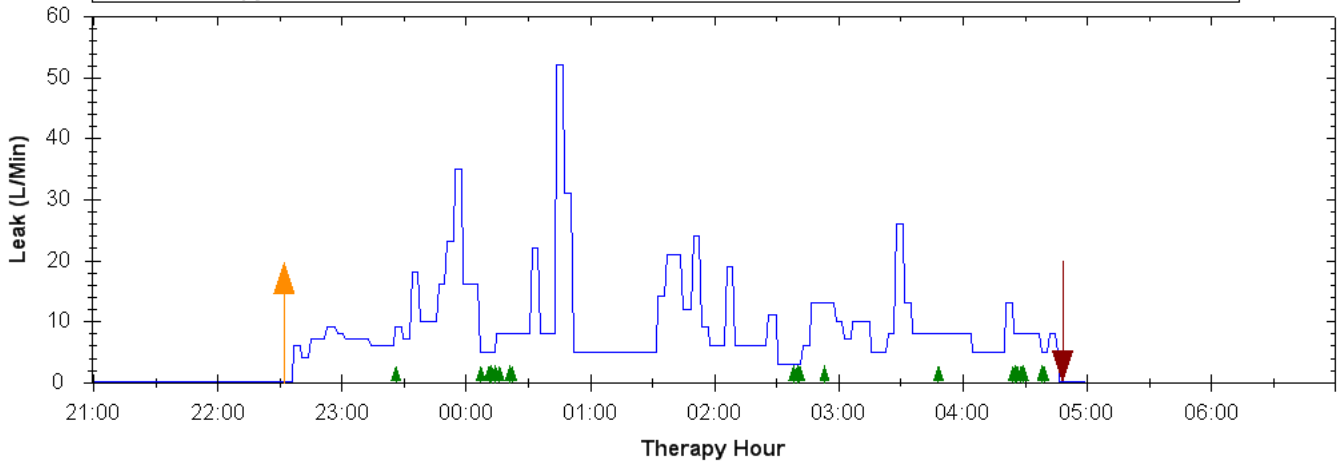
2011-08-08

Apnea (Time in Seconds). Total Apneas: 0
Leak (L/Min). Average Leak: 8.19
Hyponea Event. Total Hypopneas: 16
Therapy Start: 8/8/2011 23:46
Therapy End: 8/9/2011 05:05



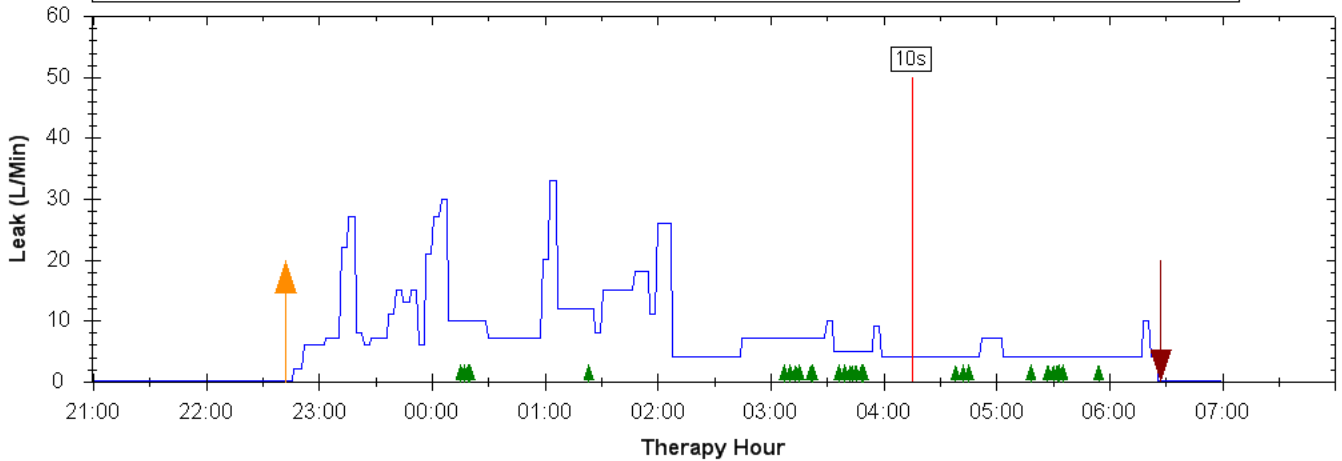
2011-08-07

Apnea (Time in Seconds). Total Apneas: 0
Leak (L/Min). Average Leak: 8.72
Hyponea Event. Total Hypopneas: 20
Therapy Start: 8/7/2011 22:33
Therapy End: 8/8/2011 04:47



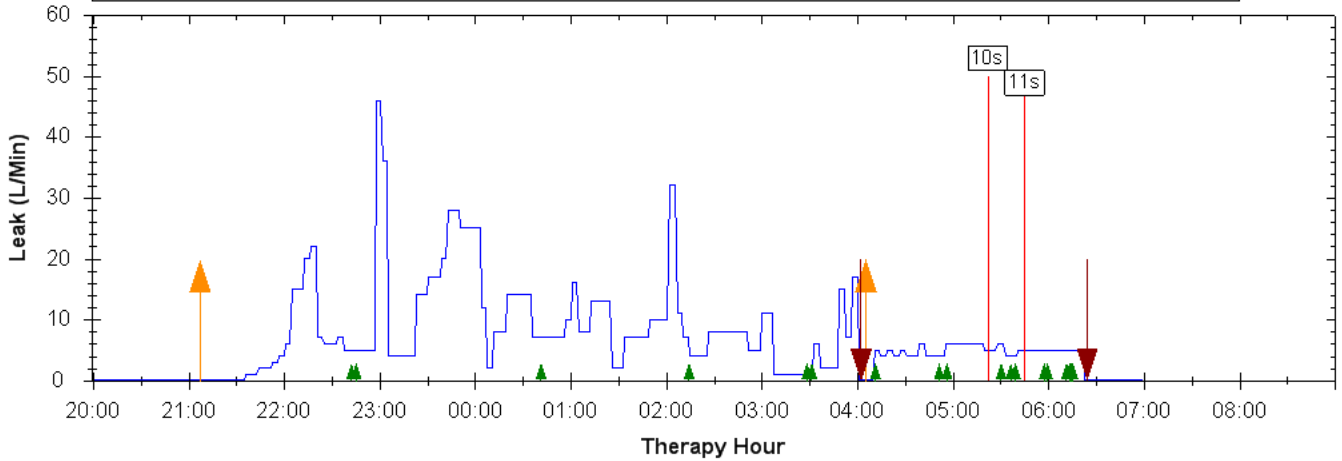
2011-08-04

Apnea (Time in Seconds). Total Apneas: 1
Leak (L/Min). Average Leak: 7.12
Hyponea Event. Total Hypopneas: 29
Therapy Start: 8/4/2011 22:43
Therapy End: 8/5/2011 06:26



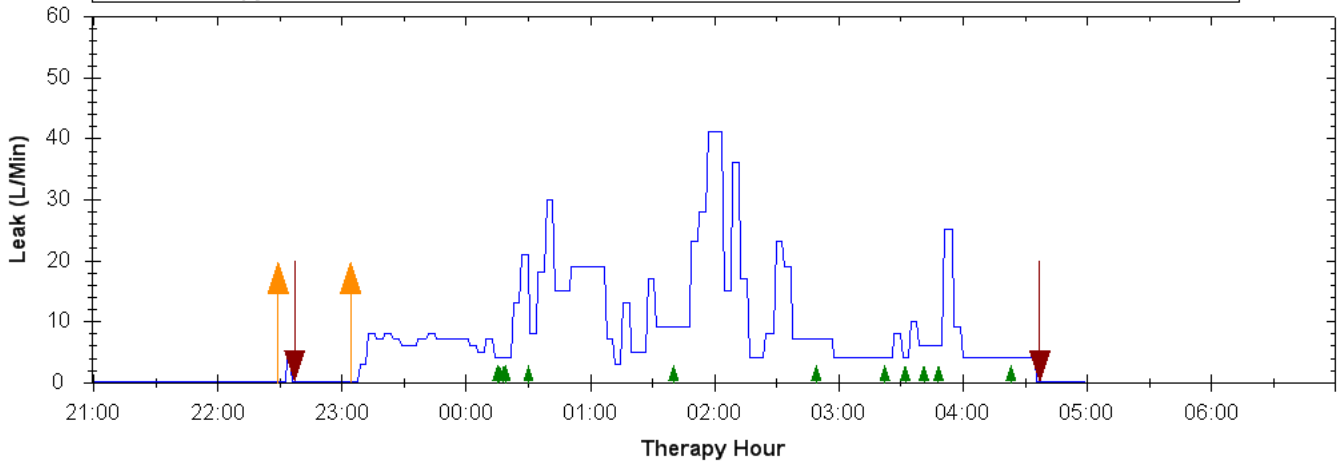
2011-08-03

— Apnea (Time in Seconds). Total Apneas: 2 — Leak (L/Min). Average Leak: 7.36
—△ Hyponea Event. Total Hypopneas: 22 —△ Therapy Start: 8/3/2011 21:08
—▽ Therapy End: 8/4/2011 06:23



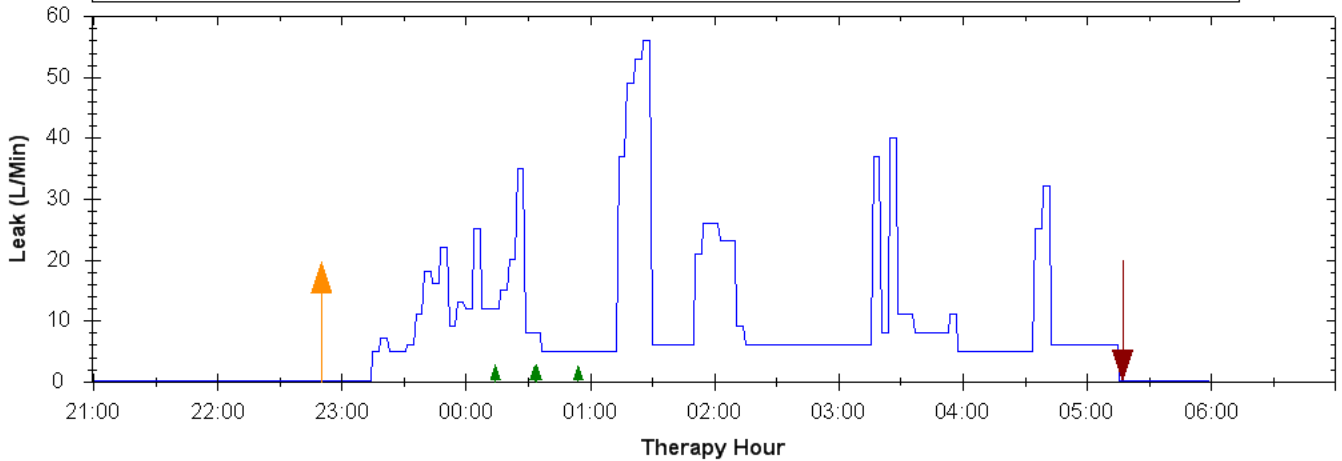
2011-08-02

— Apnea (Time in Seconds). Total Apneas: 0 — Leak (L/Min). Average Leak: 8.09
—△ Hyponea Event. Total Hypopneas: 13 —△ Therapy Start: 8/2/2011 22:30
—▽ Therapy End: 8/3/2011 04:36



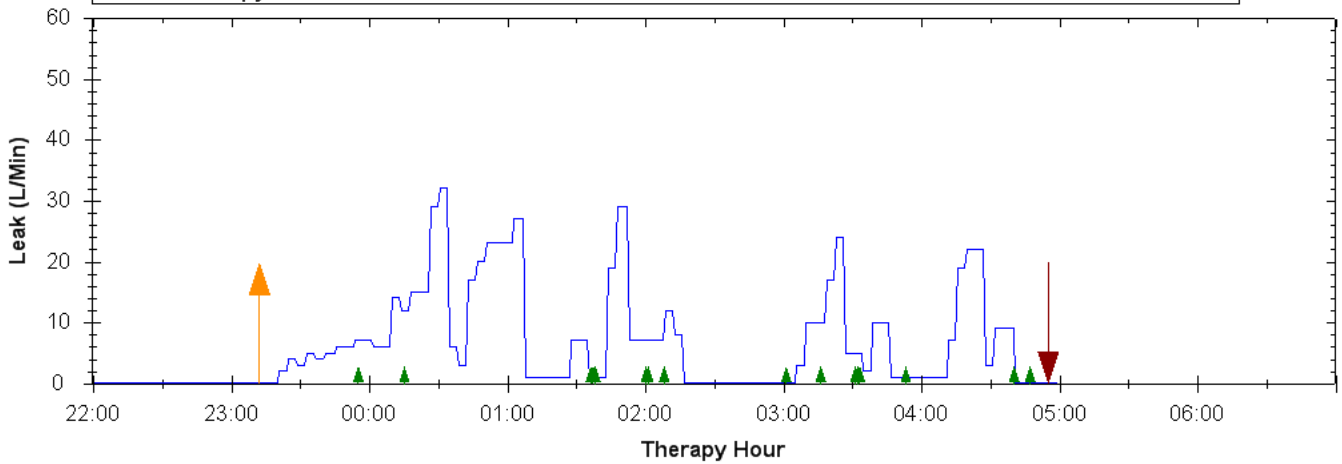
2011-08-01

— Apnea (Time in Seconds). Total Apneas: 0 — Leak (L/Min). Average Leak: 8.89
—△ Hyponea Event. Total Hypopneas: 5 —△ Therapy Start: 8/1/2011 22:51
—▽ Therapy End: 8/2/2011 05:16



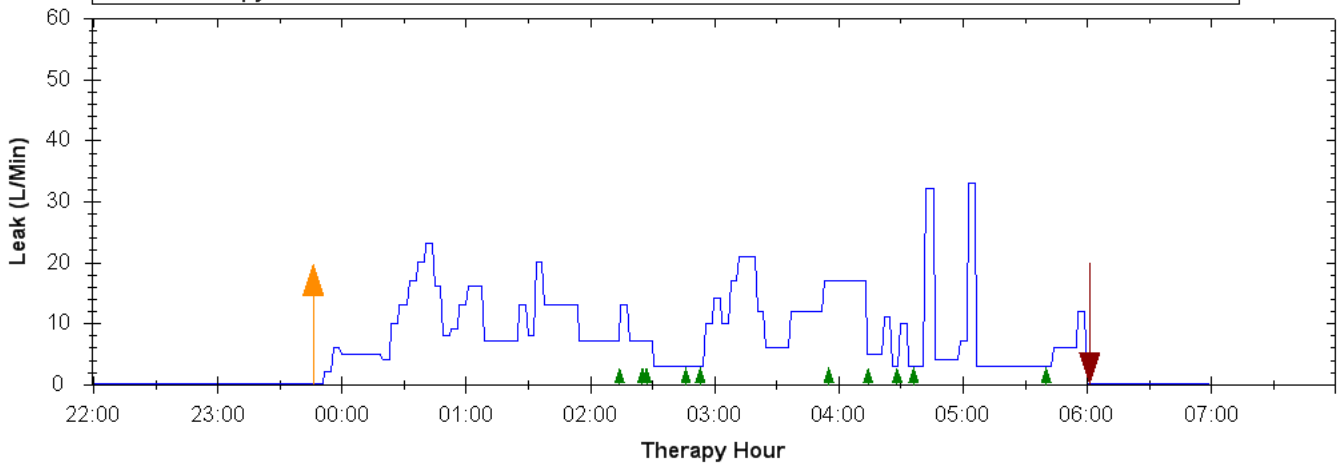
2011-07-30

Apnea (Time in Seconds). Total Apneas: 0 Leak (L/Min). Average Leak: 7.27
Hyponea Event. Total Hypopneas: 18 Therapy Start: 7/30/2011 23:13
Therapy End: 7/31/2011 04:54



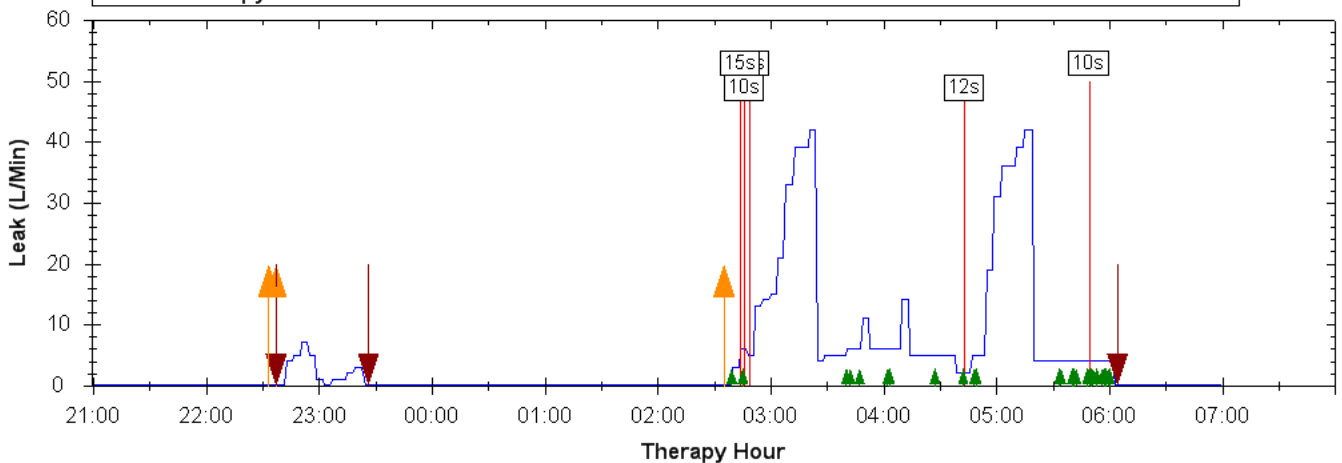
2011-07-29

Apnea (Time in Seconds). Total Apneas: 0 Leak (L/Min). Average Leak: 7.25
Hyponea Event. Total Hypopneas: 10 Therapy Start: 7/29/2011 23:47
Therapy End: 7/30/2011 06:00



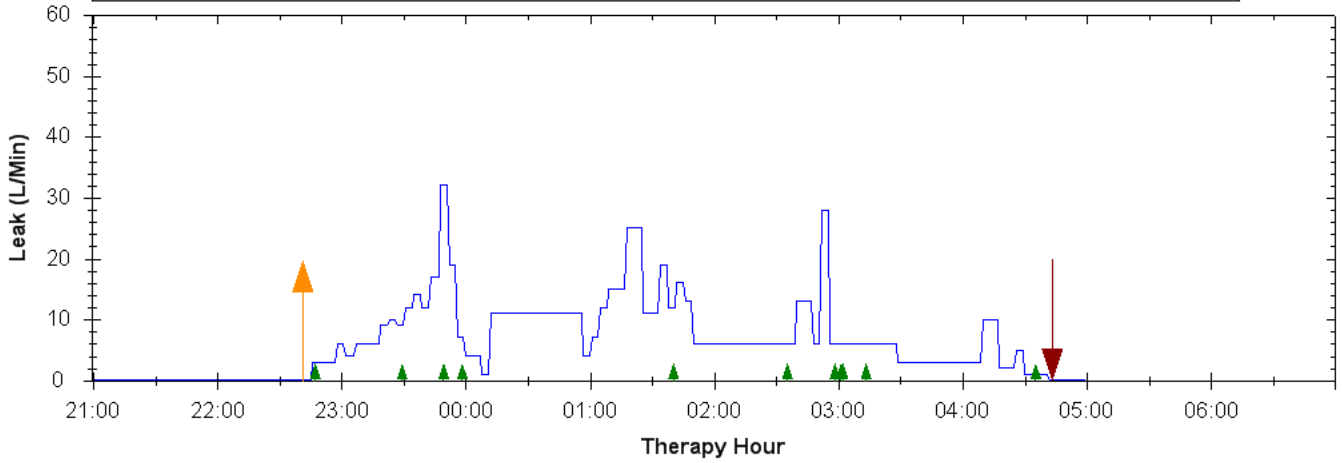
2011-07-28

Apnea (Time in Seconds). Total Apneas: 7 Leak (L/Min). Average Leak: 4.83
Hyponea Event. Total Hypopneas: 31 Therapy Start: 7/28/2011 22:34
Therapy End: 7/29/2011 06:03



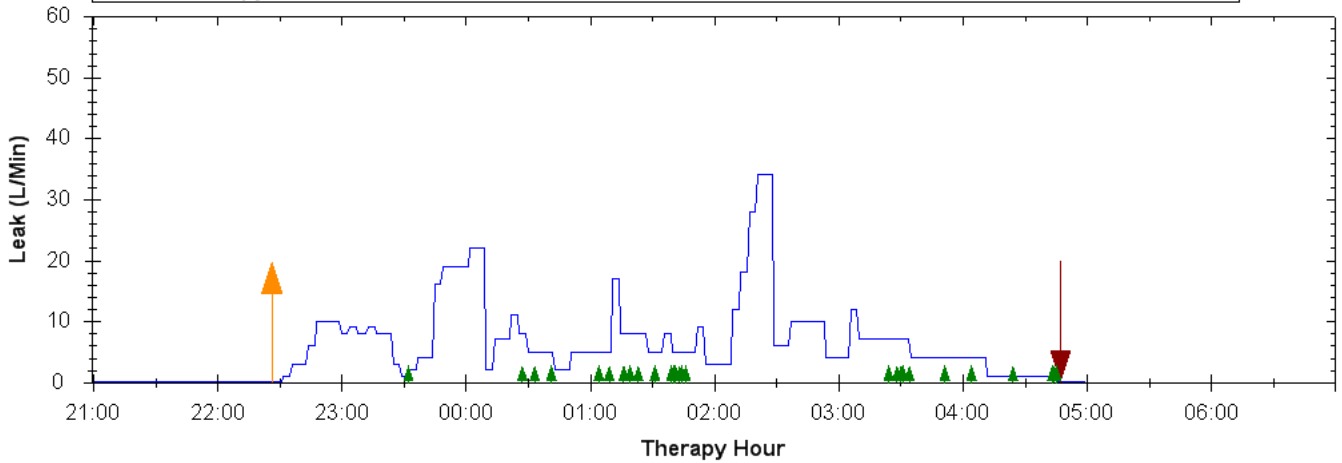
2011-07-26

Apnea (Time in Seconds). Total Apneas: 0
Leak (L/Min). Average Leak: 7.16
Hyponea Event. Total Hypopneas: 12
Therapy Start: 7/26/2011 22:42
Therapy End: 7/27/2011 04:42



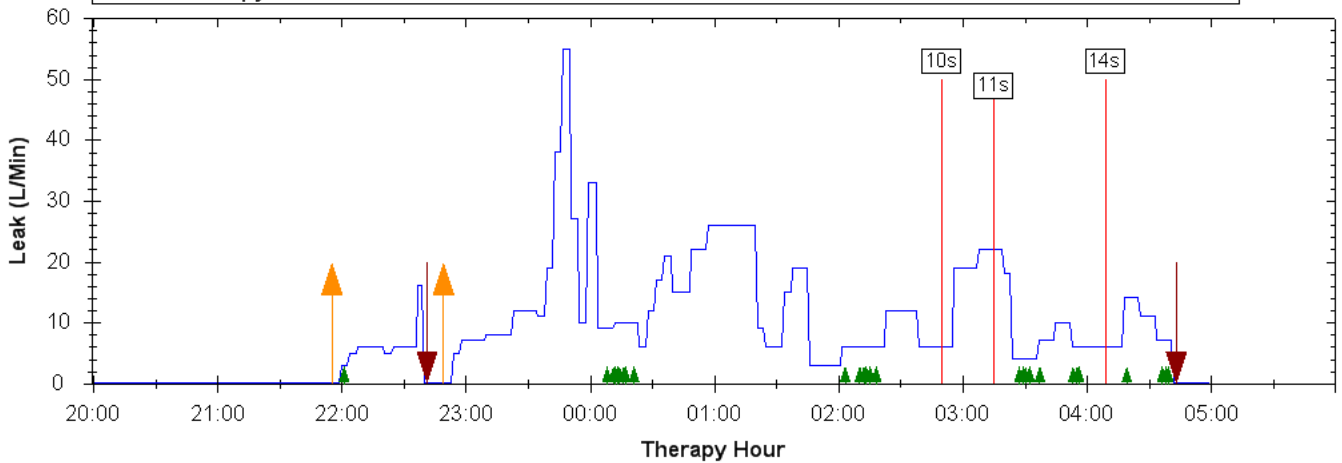
2011-07-25

Apnea (Time in Seconds). Total Apneas: 0
Leak (L/Min). Average Leak: 6.66
Hyponea Event. Total Hypopneas: 29
Therapy Start: 7/25/2011 22:27
Therapy End: 7/26/2011 04:46



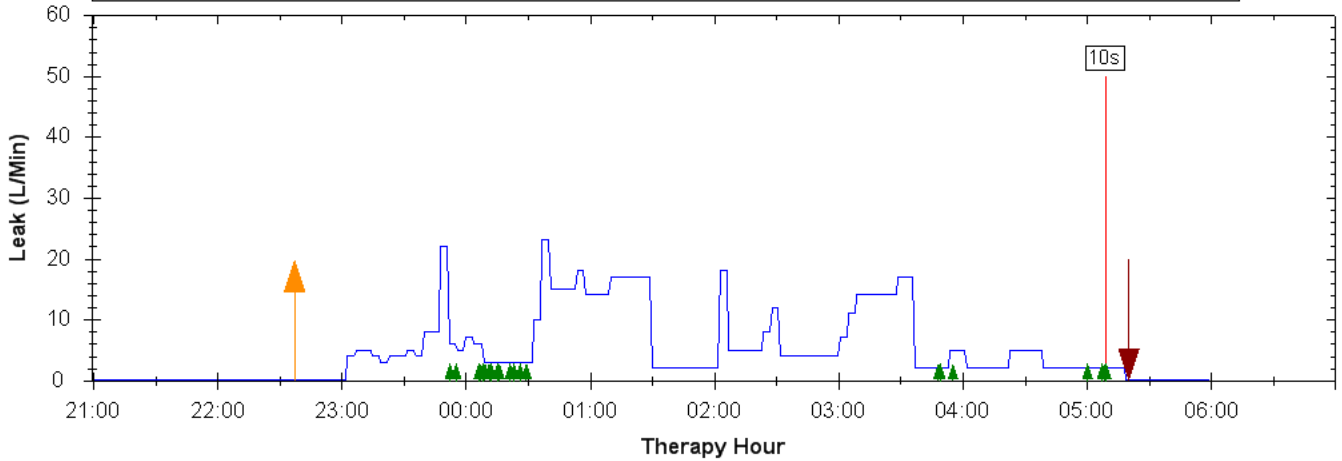
2011-07-24

Apnea (Time in Seconds). Total Apneas: 3
Leak (L/Min). Average Leak: 9.76
Hyponea Event. Total Hypopneas: 30
Therapy Start: 7/24/2011 21:56
Therapy End: 7/25/2011 04:42



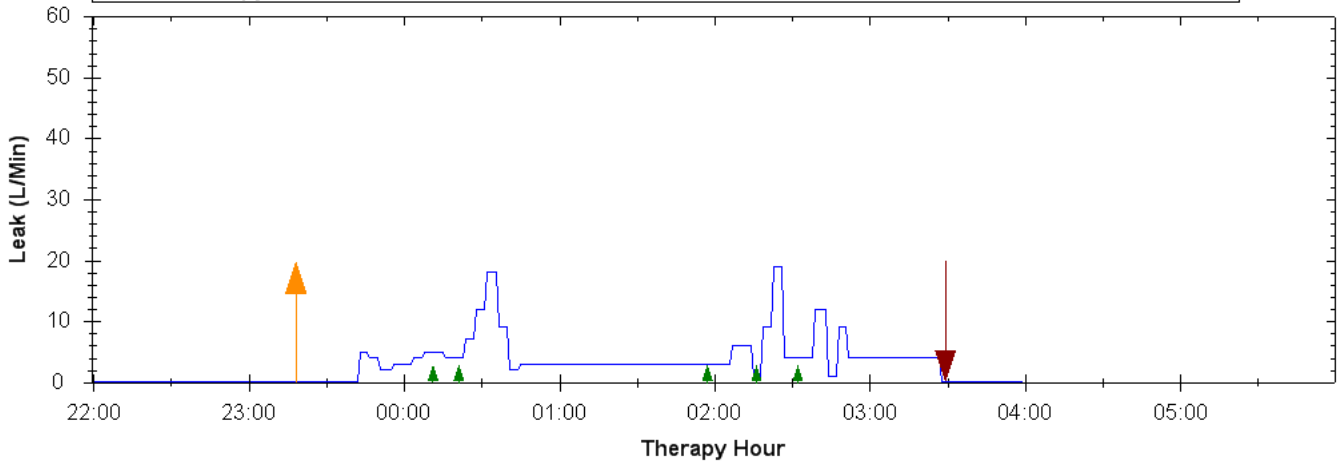
2011-07-23

Apnea (Time in Seconds). Total Apneas: 1 Leak (L/Min). Average Leak: 5.36
Hyponea Event. Total Hypopneas: 23 Therapy Start: 7/23/2011 22:38
Therapy End: 7/24/2011 05:19



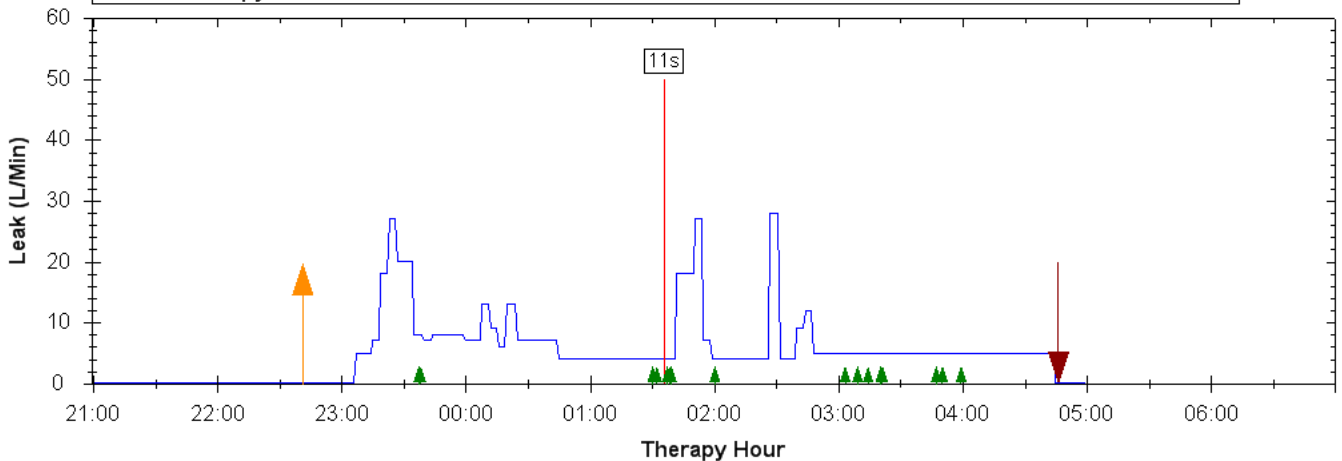
2011-07-22

Apnea (Time in Seconds). Total Apneas: 0 Leak (L/Min). Average Leak: 3.57
Hyponea Event. Total Hypopneas: 5 Therapy Start: 7/22/2011 23:19
Therapy End: 7/23/2011 03:28



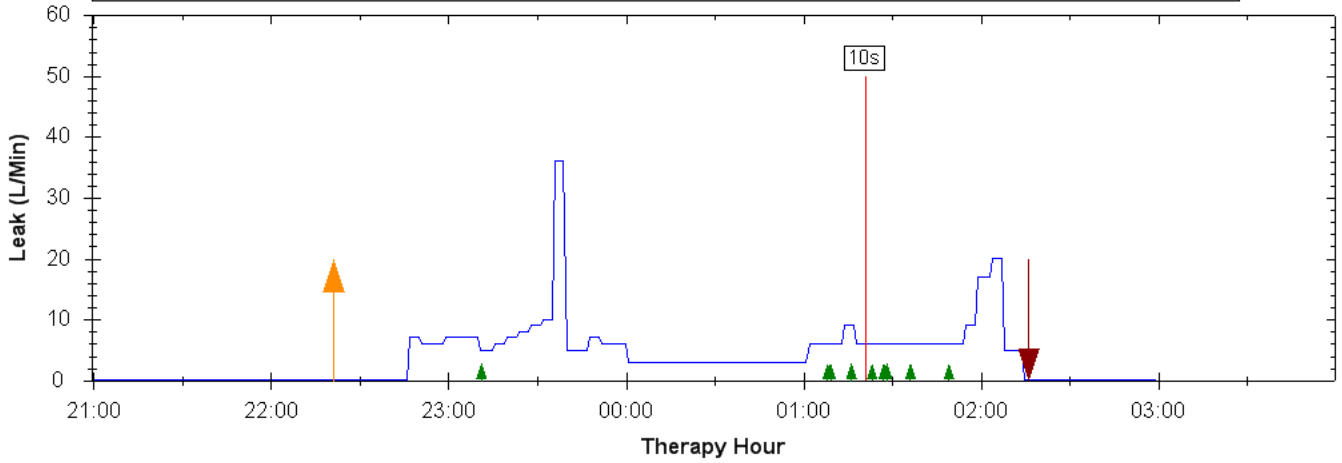
2011-07-21

Apnea (Time in Seconds). Total Apneas: 1 Leak (L/Min). Average Leak: 5.85
Hyponea Event. Total Hypopneas: 17 Therapy Start: 7/21/2011 22:42
Therapy End: 7/22/2011 04:45



2011-07-20

Apnea (Time in Seconds). Total Apneas: 1 Leak (L/Min). Average Leak: 4.53
Hyponea Event. Total Hypopneas: 12 Therapy Start: 7/20/2011 22:22
Therapy End: 7/21/2011 02:15



2011-07-19

Apnea (Time in Seconds). Total Apneas: 1 Leak (L/Min). Average Leak: 3.03
Hyponea Event. Total Hypopneas: 32 Therapy Start: 7/19/2011 22:25
Therapy End: 7/20/2011 04:40

